






Plug and Play GPS tracking and notification system for Pan America



Installation:

- Locate the factory HD alarm plug on your bike.
 - The factory alarm plug can be found under the driver and passenger seat. See image of factory plug location and installation of Rlink below.



- Remove the factory siren plug from holder located under the main wiring harness.
- Plug in the Rlink for HD harness to the siren plug.
- Securely mount the GPS with the provided adhesive, label side down.
- Connect the Rlink to the Rlink for HD harness.
- Secure any loose cables with supplied cable ties.
- Scan the QR code on the box or below for guided instructions on downloading the app and getting started.



<https://rlink.com/get-started/>